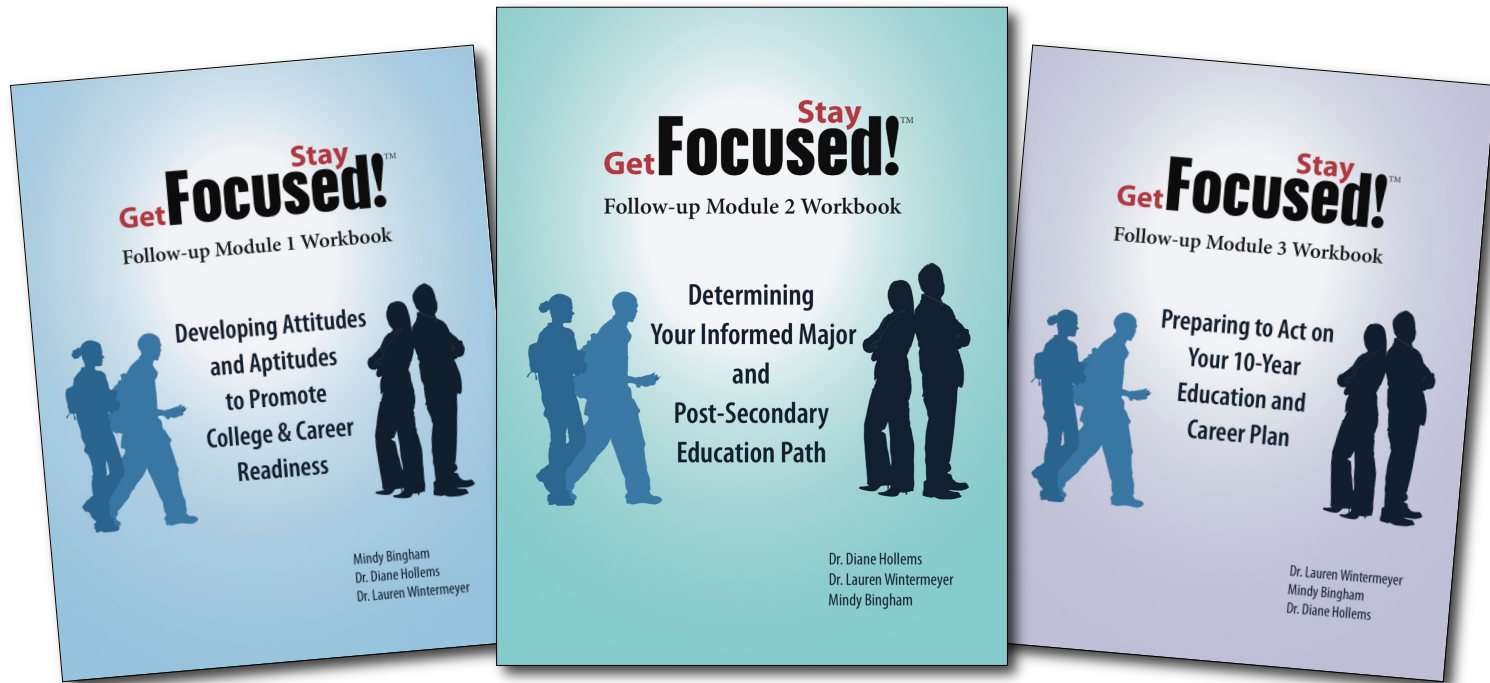


Get Focused... *Stay Focused!*[®] Follow-up Modules



Materials:

- GFSF! Instructional Manual
- Module 2

Follow-up Module 2

11th grade

Determining Your Informed Major & Post-secondary Education Path





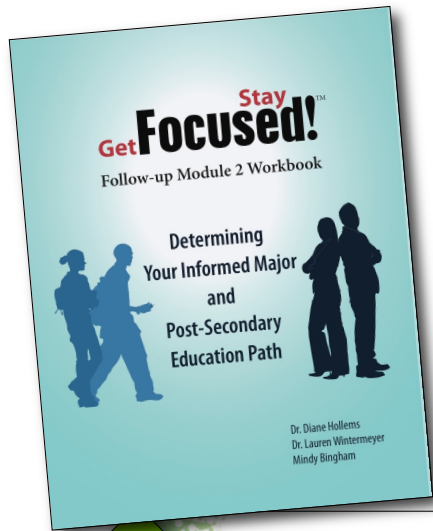
TABLE OF CONTENTS: PAGE 4 & 5

INTRODUCTION TO MODULE 2



LESSON 1

Students begin the module by reviewing their current online 10-year Plans



My10yearPLAN.com[®]
Online 10-year Plan
& Portfolio



LESSONS 2

My Skills Inventory

Add a "Skill I Have"

Add a "Skill I Need To Learn"

Sort the skills by clicking on a specific career.

My Skills Inventory		Transferable Skills Chart				
		My Backup Plan: Career Order of Interest				
		CHOSEN CAREER	Backup Career 1	Backup Career 2	Backup Career 3	Backup Career 4
Skills I have	How I use them	Training and Development Specialist	College Professor	Movie Producer for documentaries	-Select-	-Select-
		<input type="checkbox"/>	<input type="checkbox"/>	<input type="checkbox"/>	<input type="checkbox"/>	<input type="checkbox"/>
Active listening	When speaking with anyone	<input checked="" type="checkbox"/>	<input checked="" type="checkbox"/>	<input checked="" type="checkbox"/>		
Complex problem solving	Usually when confronted with a problem	<input checked="" type="checkbox"/>	<input type="checkbox"/>	<input checked="" type="checkbox"/>		
Computer storage devices		<input checked="" type="checkbox"/>	<input type="checkbox"/>	<input checked="" type="checkbox"/>		
Content editing	Creating marketing documents	<input checked="" type="checkbox"/>	<input checked="" type="checkbox"/>	<input checked="" type="checkbox"/>		
Coordination		<input checked="" type="checkbox"/>	<input type="checkbox"/>	<input checked="" type="checkbox"/>		
Creating systems for work plans	To keep operations running smoothly	<input checked="" type="checkbox"/>	<input type="checkbox"/>	<input checked="" type="checkbox"/>		
Critical thinking		<input checked="" type="checkbox"/>	<input checked="" type="checkbox"/>	<input checked="" type="checkbox"/>		
Digital camera	Taking and uploading photos for use in new	<input checked="" type="checkbox"/>	<input checked="" type="checkbox"/>	<input checked="" type="checkbox"/>		
Downloading	Updating tools for my computer to make my job easier	<input checked="" type="checkbox"/>	<input checked="" type="checkbox"/>	<input checked="" type="checkbox"/>	6	

EACH STUDENT'S ONLINE SKILLS INVENTORY HAS BEEN "GROWING" SINCE THEIR FRESHMAN YEAR

Tip:

- Lessons 1 and 2: print your school's graduation requirements and A-G requirements
- Counseling Session: Invite counselor to meet with students during the class.

Gallery Walk

- Walk around the room and look at the different quotes and statistics.
- On a post-it note, respond to two different quotes. Place your note below the quote.
- After you have done this for two quotes, find your North, South, East, and West Team.
- What did you respond to and why?

LESSONS 3-4

Researching STEM Careers

- Learn about STEM careers using U.S. Department of Labor web sites
- Create a Career Interest Survey for a STEM career, and reaffirm or change your chosen career path



Tips

- Lesson 3:
 - Print out online resources and have students highlight careers that are of interest to them.
 - Have students complete as a group activity based on the various STEM disciplines
 - Share out
- Lesson 4: STUDENTS REAFFIRM THEIR CHOSEN CAREER - EXIT TICKET
- 2 Million Minutes

LESSON 5

Why are academic
courses **critical** to
success?

*Your Education Plan and Transferable
Skills*

Tips:

- Lesson 5:
 - “Highest-and Lowest Paying Majors” Forbes
 - Guest speaker: College Advisor

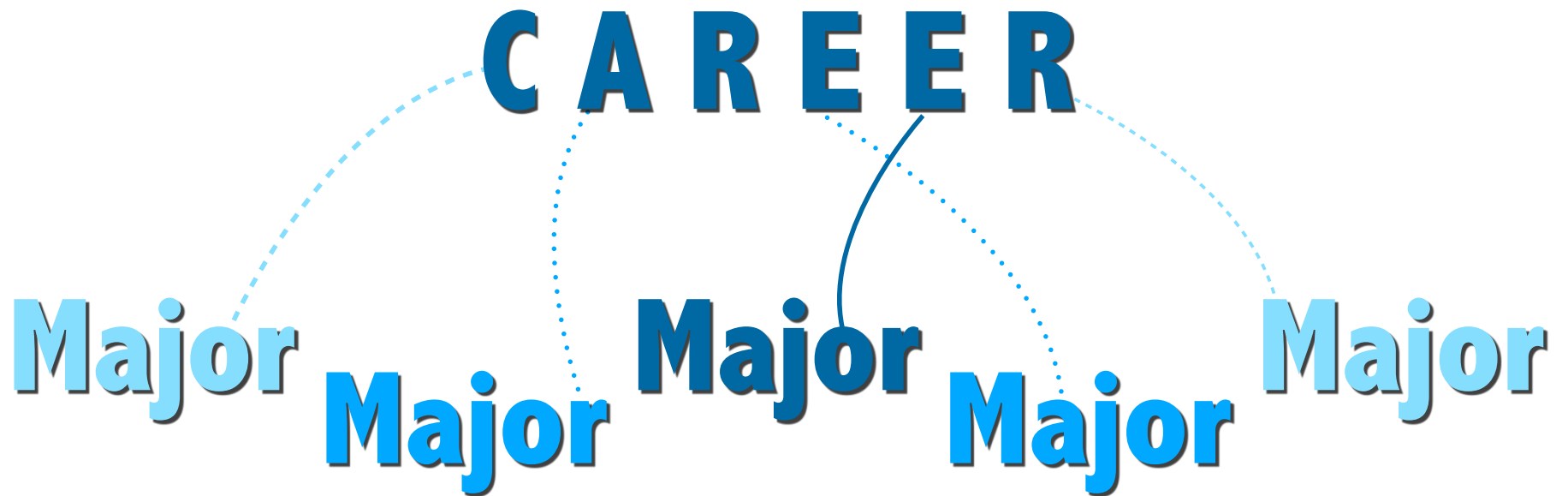
Lesson 6-15

Postsecondary Education Process

LESSON 6-7

Choosing a Major...

A Major that Matches Your Chosen Career



LESSONS 8-10

...and THEN choosing a college offering that major

- Choosing a college to match your chosen career
- Exploring colleges close to home
- Exploring colleges within your budget
- Comparing colleges to find the right fit

LESSONS 11-15

Starting the College Application Process

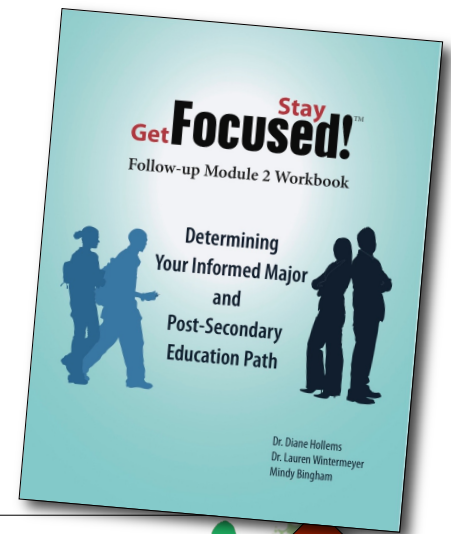
- Getting ready for the application process
- Acceptance Probability Worksheet
- Writing your college or scholarship essay
- Developing a college application timeline
- Updating your résumé

Tips:

- Lesson 8: socratic discussion on community college versus 4 year
 - Junior as advisors with 10th grader
 - Give students different profiles based on education to identify biases
- Lesson 10: Affordability (sticker price) - cost of housing
 - “Everything You Need to Know Before Paying for College” Video
 - “Prestigious College or Major: Which pays off more?” Video
 - Does it Matter Where You Go to College? -Atlantic
- Lesson 12-13: Incorporate into English Curriculum
- Lesson 14: Handout ACT/SAT Dates
- Lesson 15: Refer them to Purdue Owl

LESSON 16

Students end the module by updating their online 10-year Plans using what they've learned



My10yearPLAN.com[®]
Online 10-year Plan & Portfolio



Grading:

GRADING THE *GET FOCUSED...STAY FOCUSED!* FOLLOW-UP MODULES

Option 1: Assignment Based	Option 2: Project Based
Teacher grades keystone activities on My10yearplan.com.	Teacher grades projects that align with the content of the module. Rather than grading each activity, teacher monitors progress.
Module 1: <ul style="list-style-type: none"> ● Keystone activities: 3, 5, 6, and 10-16 	Module 1: <ul style="list-style-type: none"> ● Presentation of High-Demand Career ● 25th Year Reunion Presentation
Module 2: <ul style="list-style-type: none"> ● Keystone activities: 3, 5, 6, 8-10, and 14-16 	Module 2: PPT/Poster/Video: <ul style="list-style-type: none"> ● Identify ideal career ● Major/training that aligns with that career ● Post-secondary institution that offers that major/training ● Admission requirements to his/her top choice post-secondary option
Module 3: <ul style="list-style-type: none"> ● Keystone activities: 2, 3, 5, 6, 9, 11-12, 14, and 16 	Module 3: <ul style="list-style-type: none"> ● Career Portfolio: initially completed as a freshmen and now completed as a culminating project in the senior year.

How will your school
approach grading?

Module Planning

- How many hours do you have to implement the module?
- With the module being 16 lessons, do you need to consolidate or stretch the lessons in the module?
- Which lessons can you consolidate? Which lessons can you stretch?
- Develop an implementation plan.